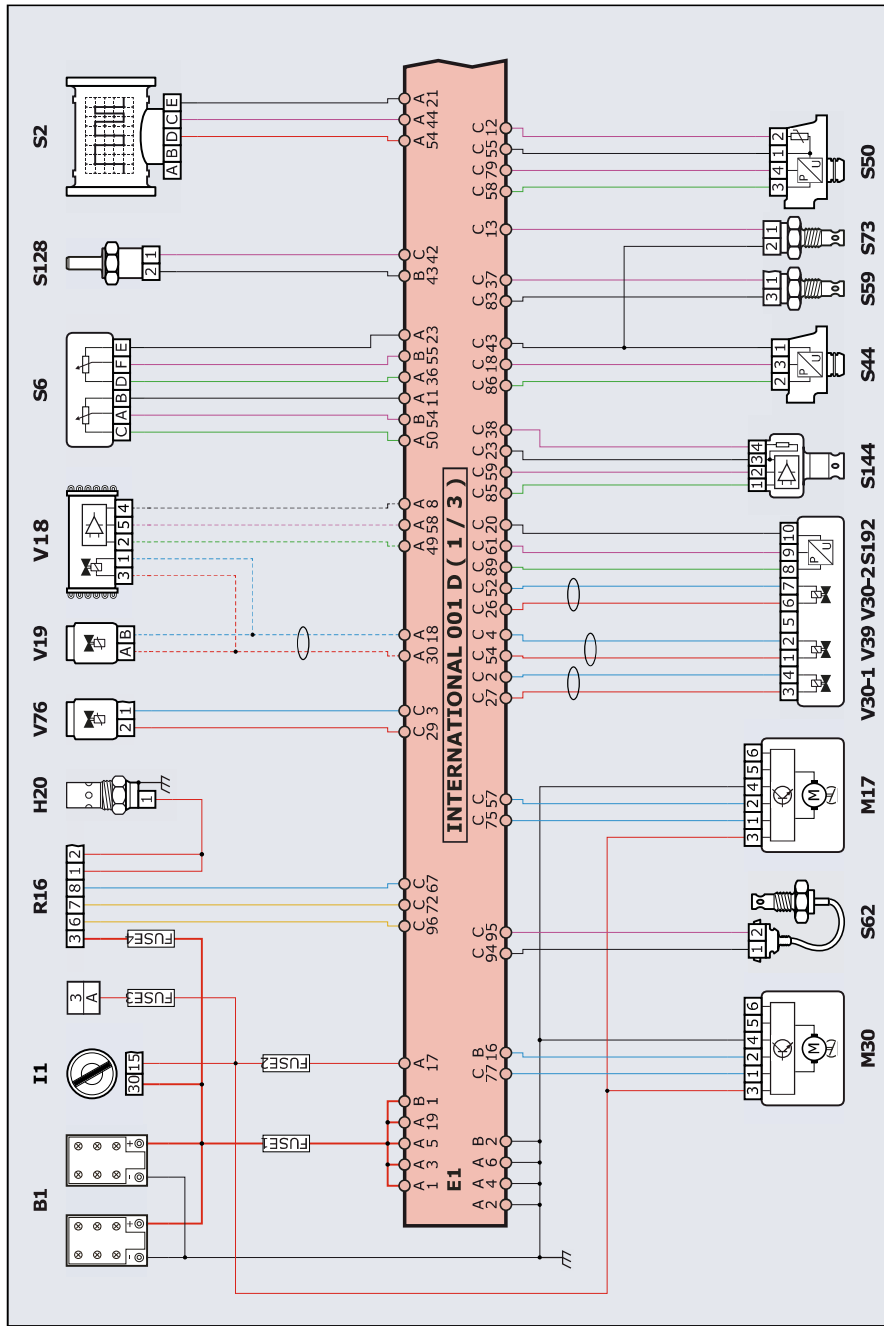
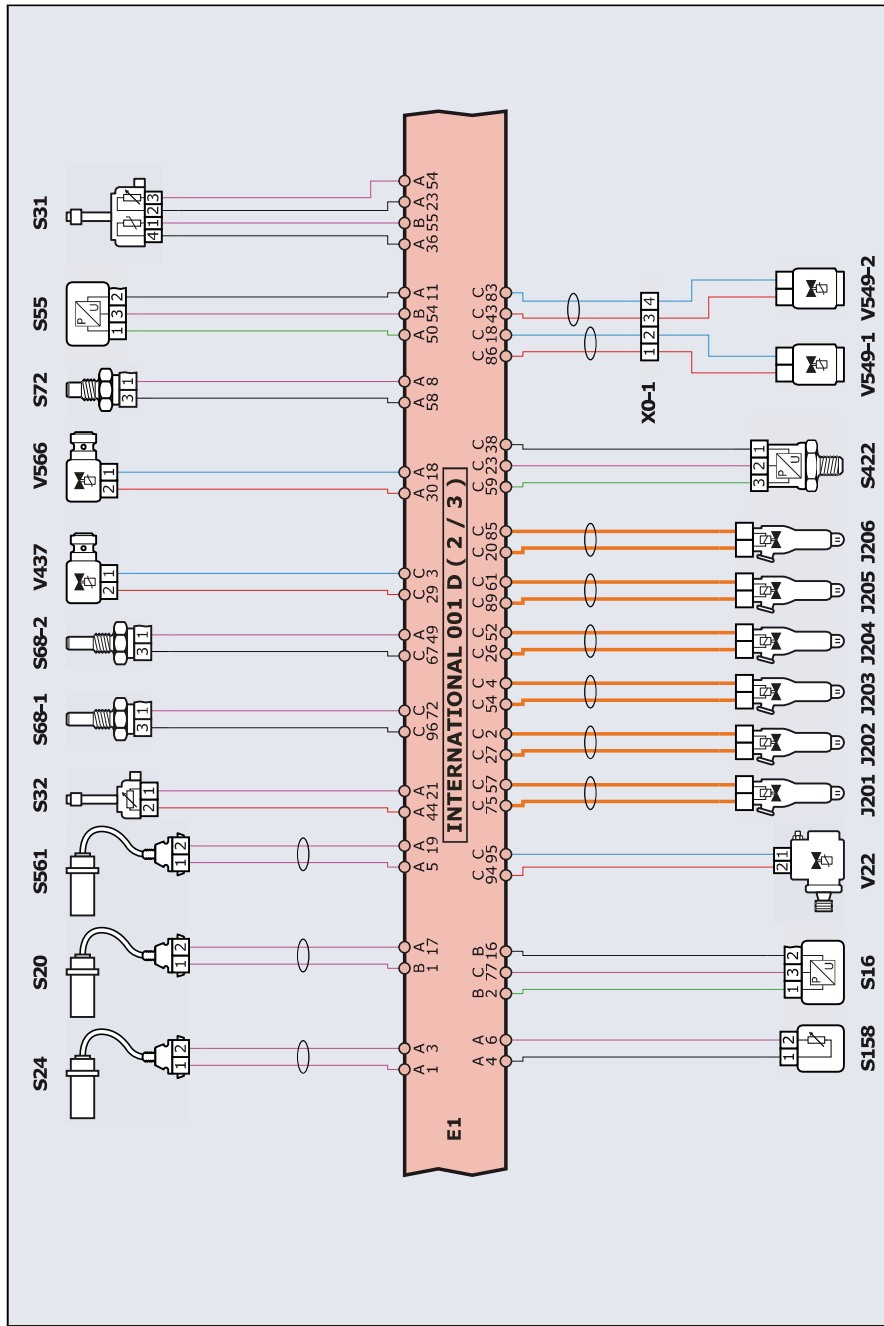


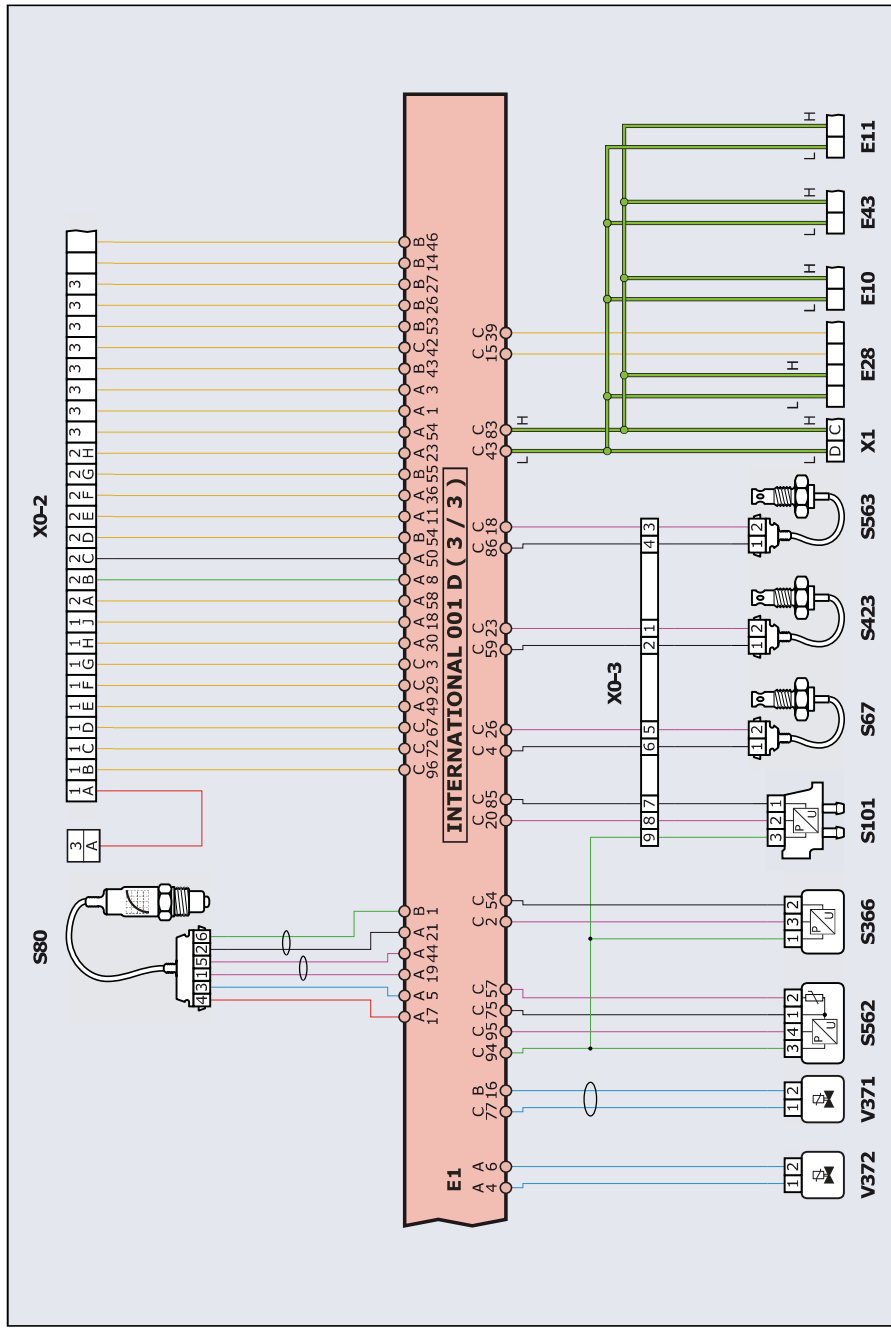
Heavy & Medium Duty/INTERNATIONAL/International (Navistar-MaxxForce)/---//INT/
International/Navistar-MaxxForce/-/[--/10>]/MaxxForce 11 - 13



Heavy & Medium Duty/INTERNATIONAL/International (Navistar-MaxxForce)/---//INT/
International/Navistar-MaxxForce/-/[--/10>]/MaxxForce 11 - 13



Heavy & Medium Duty//INTERNATIONAL/International (Navistar-MaxxForce)/---//INT/
International/Navistar-MaxxForce/-/[--/10>]/MaxxForce 11 - 13



**Heavy & Medium Duty/INTERNATIONAL/International (Navistar-MaxxForce)/---//INT/
International/Navistar-MaxxForce/-/[--/10>]/MaxxForce 11 - 13**

Component list

B1	Starting battery
E1	Engine management control unit
E10	ABS control unit
E11	Instrument panel control unit
E28	Automatic transmission control unit
E43	Chassis management control unit
FUSE1	25 A fuse
FUSE2	10 A fuse
FUSE3	5 A fuse
FUSE4	Fuse amp not defined
H20	Flame glow plug
I1	Ignition Switch
J201	Magnetic common rail injector of cylinder n. 1
J202	Magnetic common rail injector of cylinder n. 2
J203	Magnetic common rail injector of cylinder n. 3
J204	Magnetic common rail injector of cylinder n. 4
J205	Cylinder 5 magnetic common rail injector
J206	Cylinder 6 magnetic common rail injector
M17	Intake manifold throttle motor module
M30	EGR throttle motor module
R16	Preheating glow plug relay
S101	Particulate filter exhaust gas differential pressure sensor
S128	Outside air temperature sensor
S144	Intake air humidity and temperature sensor
S158	Water-in-fuel sensor
S16	Low pressure fuel sensor
S192	Boost pressure sensor
S2	Digital air mass meter
S20	Inductive phase sensor
S24	Inductive RPM sensor
S31	Oil level and temperature sensor
S32	Coolant level sensor
S366	Particulate filter meter fuel output pressure sensor
S422	Rail pressure sensor
S423	Exhaust gas temperature sensor upstream of the oxidation catalyst
S44	Intake air pressure sensor
S50	Boost pressure and temperature sensor
S55	Oil pressure sensor
S561	Crankcase oil separator inductive speed sensor
S562	Particulate filter metering device input fuel temperature and pressure sensor
S563	Exhaust gas temperature sensor downstream of the oxidation catalyst
S59	Intake air temperature sensor
S6	Accelerator dual potentiometer

S62	Exhaust gas temperature sensor
S67	Exhaust gas temperature sensor downstream of the particulate filter
S68-1	Coolant temperature sensor
S68-2	Coolant temperature sensor
S72	Oil temperature sensor
S73	Boost temperature sensor
S80	Broad band lambda probe
V18	Engine cooling fan adjustment solenoid valve and conditioner with Hall speed sensor
V19	Air conditioner and engine cooling fan motor solenoid valve
V22	Low pressure fuel metering solenoid valve
V30-1	Wastegate control valve
V30-2	Wastegate control valve
V371	Particulate filter fuel meter solenoid valve
V372	Particulate filter fuel cut-off solenoid valve
V39	Backpressure solenoid valve
V437	Low temperature radiator coolant by-pass solenoid valve
V549-1	Engine brake relief solenoid valve
V549-2	Engine brake relief solenoid valve
V566	Coolant flow control solenoid valve
V76	Fuel heater cut off solenoid valve
X0-1	Interconnection plug
X0-2	Interconnection plug
X1	Diagnostic socket