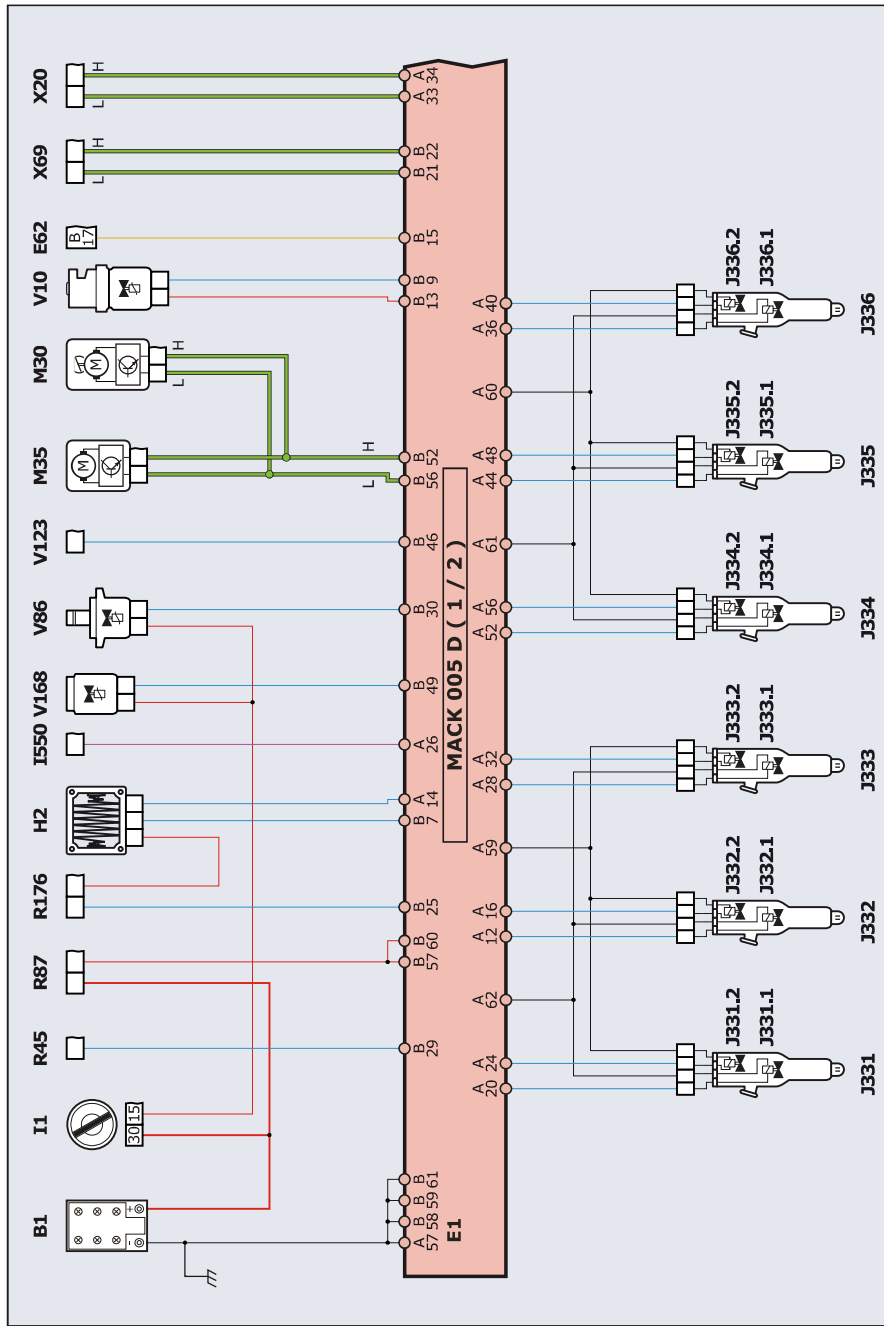
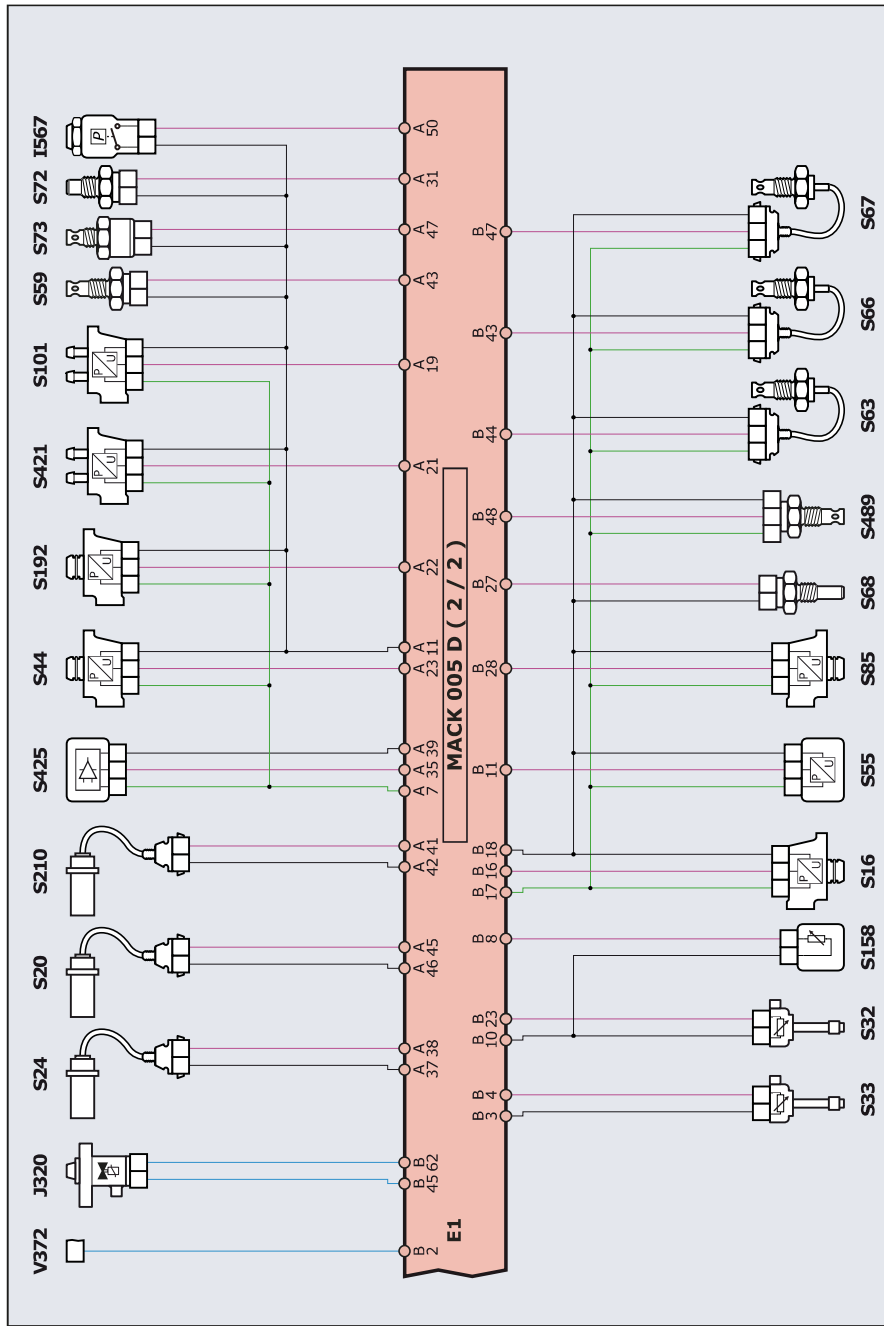


Heavy & Medium Duty/MACK/Mack/IV Generation with DEUTSCH 9 PIN connector//VOLVO/  
Mack/(EMS) Engine management system/-/-/-



Heavy & Medium Duty/MACK/Mack/IV Generation with DEUTSCH 9 PIN connector//VOLVO/  
Mack/(EMS) Engine management system/-/-/-

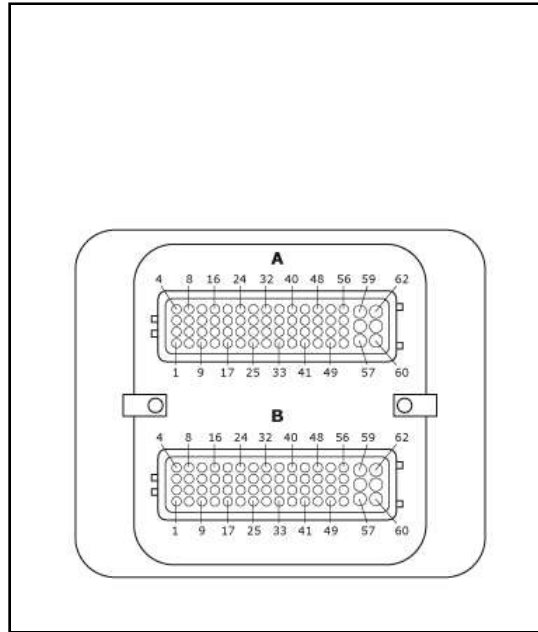


**Heavy & Medium Duty/MACK/Mack/IV Generation with DEUTSCH 9 PIN connector//VOLVO/  
Mack/(EMS) Engine management system/-/-/-****Component list**

B1	Starting battery
E1	Engine management control unit
E62	Engine-vehicle control unit
H2	Grid heater
I1	Ignition Switch
I550	Engine cooling fan switch
I567	Particulate filter fuel pressure switch
J320	Particulate filter additive injector
J331	Cylinder 1 injector
J331.1	Cylinder 1 pressure amplifier solenoid valve
J331.2	Cylinder 1 injector needle solenoid valve
J332	Cylinder 2 injector
J332.1	Cylinder 2 pressure amplifier solenoid valve
J332.2	Cylinder 2 injector needle solenoid valve
J333	Cylinder 3 injector
J333.1	Cylinder 3 pressure amplifier solenoid valve
J333.2	Cylinder 3 injector needle solenoid valve
J334	Cylinder 4 injector
J334.1	Cylinder 4 pressure amplifier solenoid valve
J334.2	Cylinder 4 injector needle solenoid valve
J335	Cylinder 5 injector
J335.1	Cylinder 5 pressure amplifier solenoid valve
J335.2	Cylinder 5 injector needle solenoid valve
J336	Cylinder 6 injector
J336.1	Cylinder 6 pressure amplifier solenoid valve
J336.2	Cylinder 6 injector needle solenoid valve
M30	EGR throttle motor module
M35	Variable geometry turbine adjustment motor module
R176	Grid heater relay
R45	Starter motor relay
R87	Main relay
S101	Particulate filter exhaust gas differential pressure sensor
S158	Water-in-fuel sensor
S16	Low pressure fuel sensor
S192	Boost pressure sensor
S20	Inductive phase sensor
S210	Variable geometry turbine inductive speed sensor
S24	Inductive RPM sensor
S32	Coolant level sensor
S33	Oil level sensor
S421	Exhaust gas recirculation differential pressure sensor
S425	Engine cooling fan speed sensor
S44	Intake air pressure sensor

S489	Exhaust gas recirculation temperature sensor
S55	Oil pressure sensor
S59	Intake air temperature sensor
S63	Upstream exhaust gas temperature sensor of the catalyst
S66	Downstream exhaust gas temperature sensor of the catalyst
S67	Exhaust gas temperature sensor downstream of the particulate filter
S68	Coolant temperature sensor
S72	Oil temperature sensor
S73	Boost temperature sensor
S85	Crankcase oil vapor pressure sensor
V10	EGR solenoid valve
V123	Boost air pop off solenoid valve
V168	Engine cooling fan control solenoid valve
V372	Particulate filter fuel cut-off solenoid valve
V86	Engine brake solenoid valve
X20	Connector J1708
X69	Connector J1939

**Heavy & Medium Duty/MACK/Mack/IV Generation with DEUTSCH 9 PIN connector//VOLVO/  
Mack/(EMS) Engine management system/-/-/-**



Control unit side connector pinout

A = 62

B = 62