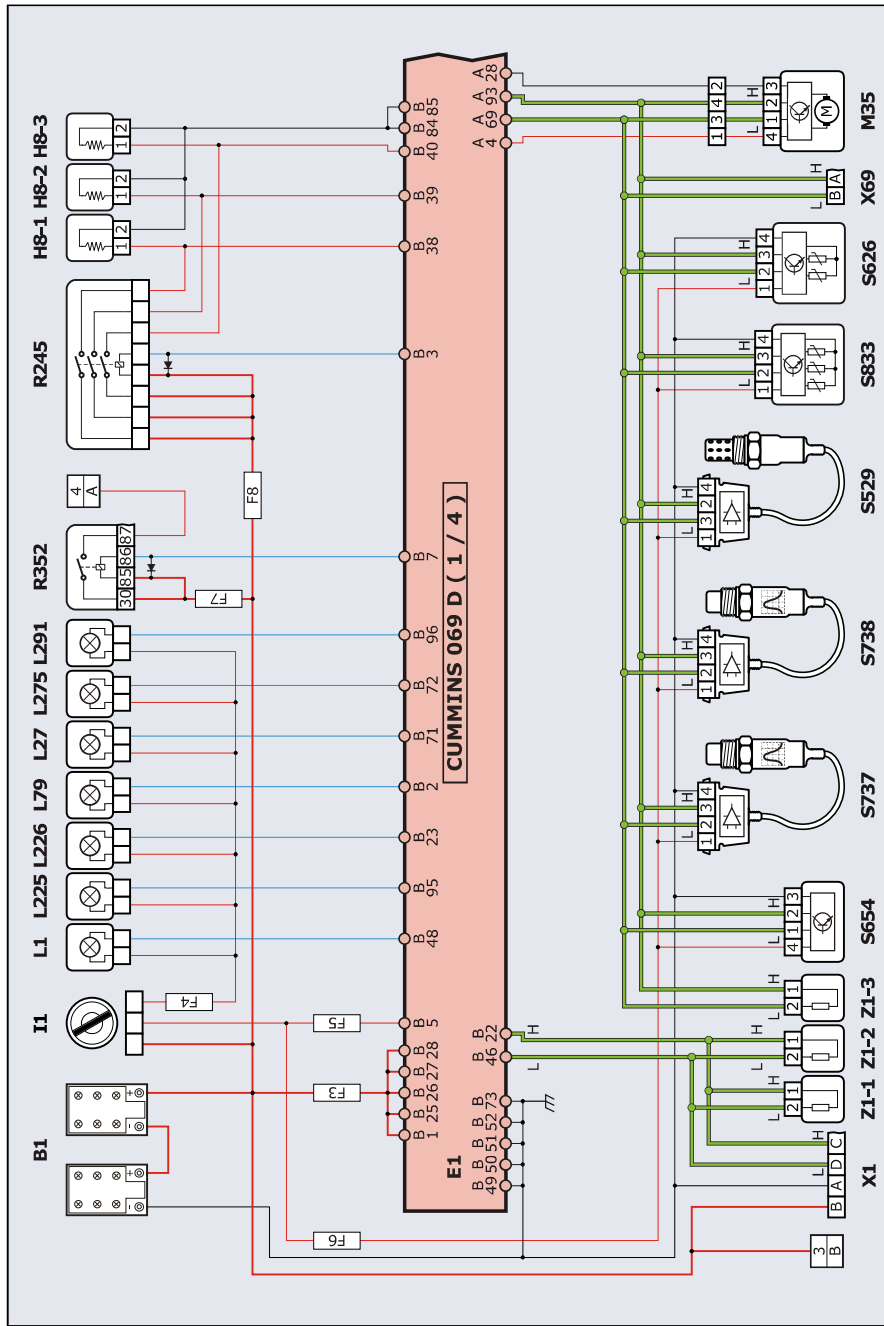
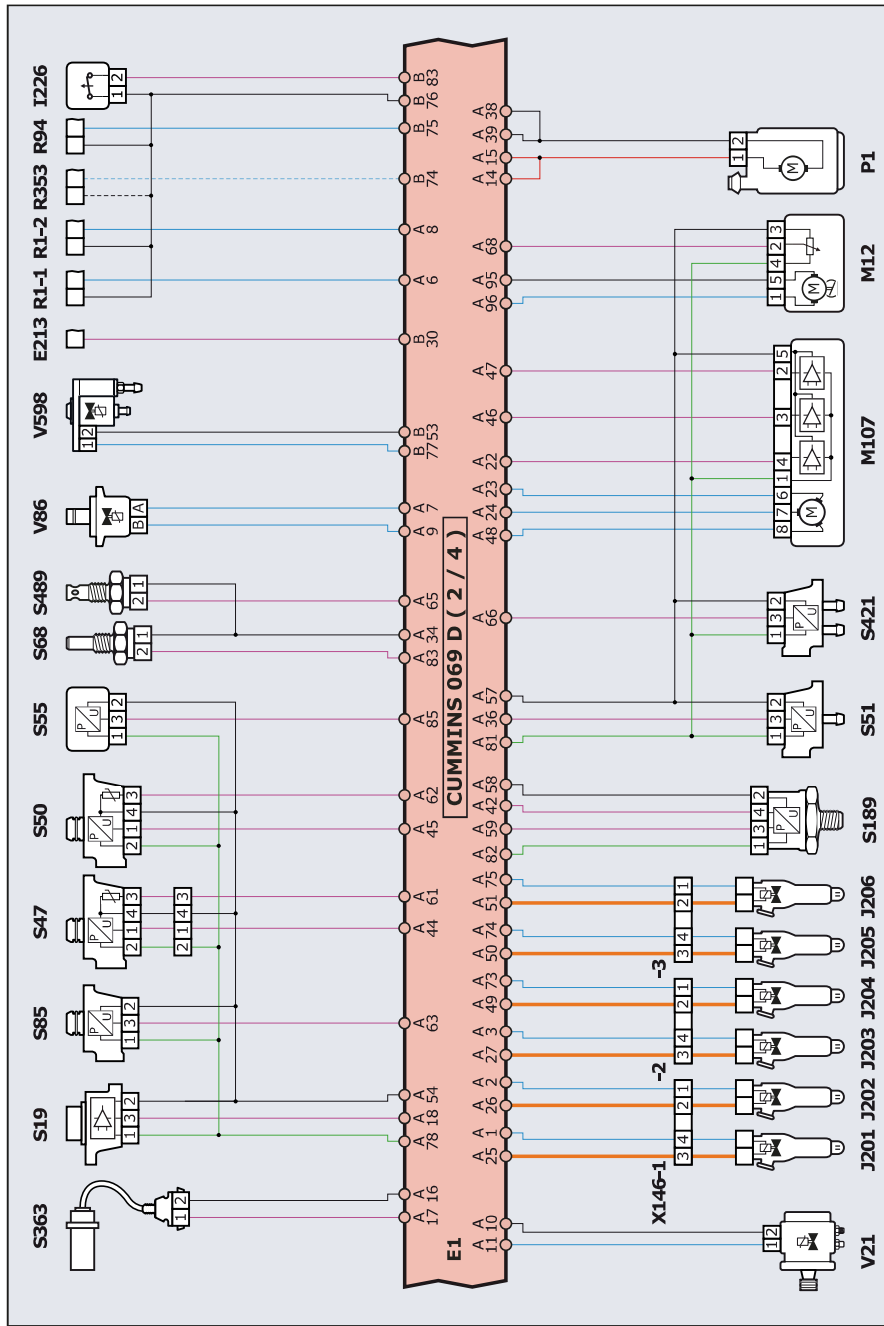


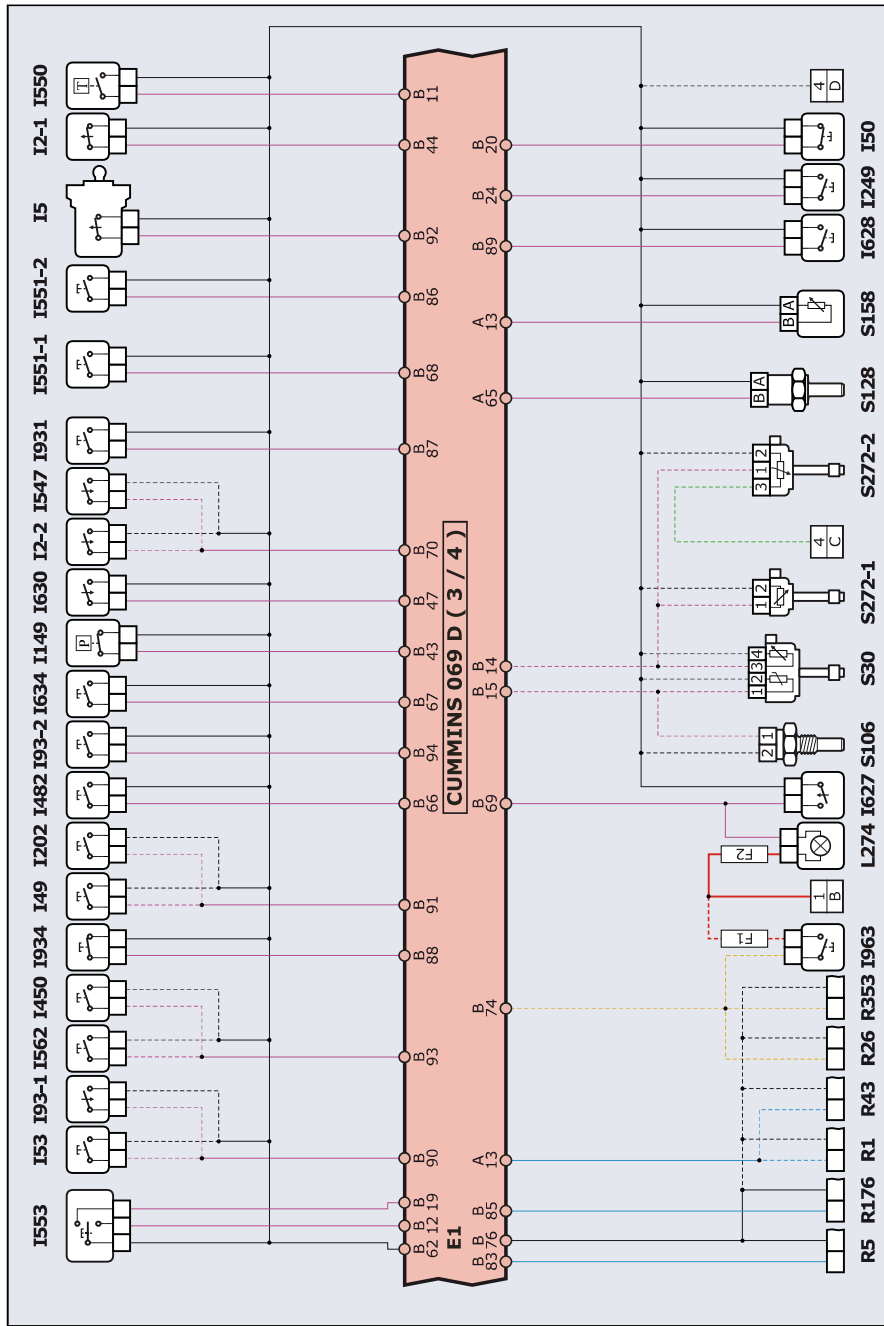
Heavy & Medium Duty/FREIGHTLINER/Cummins/---//CMMNS/
Cummins/ISL/9/-/CM2350



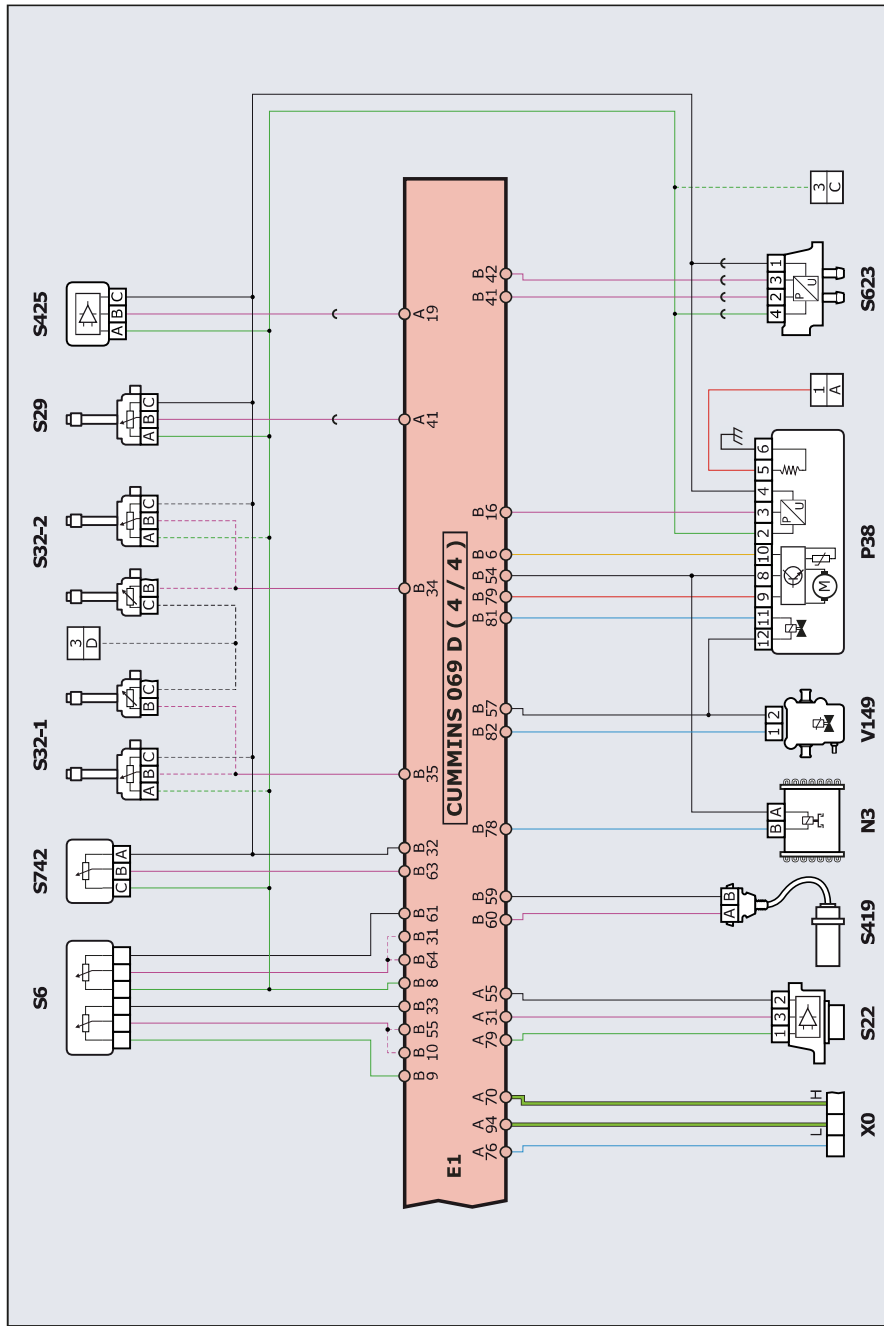
Heavy & Medium Duty/FREIGHTLINER/Cummins/---//CMMNS/
Cummins/ISL/9/-/CM2350



Heavy & Medium Duty/FREIGHTLINER/Cummins/---//CMMNS/
Cummins/ISL/9/-/CM2350



Heavy & Medium Duty/FREIGHTLINER/Cummins/---/CMMNS/
Cummins/ISL/9/-/CM2350



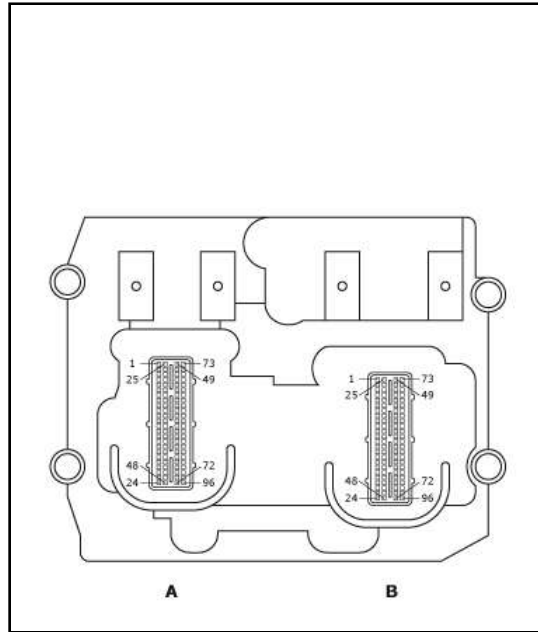
**Heavy & Medium Duty/FREIGHTLINER/Cummins/---//CMMNS/
Cummins/ISL/9/-/CM2350**
Component list

B1	Starting battery
E1	Engine management control unit
E213	Analog rev indicator
F1	Fuse amp not defined
F2	Fuse amp not defined
F3	30 A fuse
F4	Fuse amp not defined
F5	5 A fuse
F6	10 A fuse
F7	15 A fuse
F8	15 A fuse
H8-1	Reducing additive pipeline heater
H8-2	Reducing additive pipeline heater
H8-3	Reducing additive pipeline heater
I1	Ignition Switch
I149	A/C pressure switch
I2-1	Brake pedal switch
I2-2	Brake pedal switch
I202	Diagnostic switch
I226	Ignition lock switch
I249	Emergency mode switch
I450	Engine torque limitation switch
I482	Engine speed setting switch
I49	Particulate filter regeneration switch
I5	Clutch pedal switch
I50	Parking brake switch
I53	Speed setting switch
I547	Multi speed axle control switch
I550	Engine cooling fan switch
I551-1	Engine brake level switch
I551-2	Engine brake level switch
I553	Set and resume speed switch
I562	Accelerator lock switch
I627	Air shut-off solenoid valve position switch
I628	Air shut-off solenoid valve test switch
I630	Engine protection deactivation switch
I634	External accelerator enabling switch
I93-1	Power take-off switch
I93-2	Power take-off switch
I931	Particulate filter regeneration disabling switch
I934	Override switch
I963	Air cut-off switch
J201	Magnetic common rail injector of cylinder n. 1

J202	Magnetic common rail injector of cylinder n. 2
J203	Magnetic common rail injector of cylinder n. 3
J204	Magnetic common rail injector of cylinder n. 4
J205	Cylinder 5 magnetic common rail injector
J206	Cylinder 6 magnetic common rail injector
L1	Engine malfunction indicator lamp MIL
L225	Exhaust gas overheating warning light
L226	Particulate filter regeneration warning light
L27	Engine shutdown warning light
L274	Air shut-off solenoid valve position warning light
L275	Engine fault warning light
L291	Wait-to-start warning light
L79	Reducing additive level light
M107	EGR throttle control motor with digital position sensor
M12	Intake manifold throttle valve motor with potentiometer
M35	Variable geometry turbine adjustment motor module
N3	Engine cooling fan clutch solenoid
P1	Fuel pump
P38	Additive pump module with pressure sensor
PS	The dotted connections may not be present
R1	Relay
R1-1	Relay
R1-2	Relay
R176	Grid heater relay
R245	Reducing additive pipeline heater relay
R26	Idle stop disable relay
R352	Reducing additive pump relay
R353	Air cut-off relay
R43	Stop lights relay
R5	Immobilizer relay
R94	Intake air heater relay
S106	Reducing additive temperature sensor
S128	Outside air temperature sensor
S158	Water-in-fuel sensor
S189	High pressure fuel sensor
S19	Hall timing sensor
S22	Hall effect speed sensor
S272-1	Reducing additive level sensor
S272-2	Reducing additive level sensor
S29	Fuel level sensor
S30	Reducing additive level and temperature sensor
S32-1	Coolant level sensor
S32-2	Coolant level sensor
S363	Turbine speed sensor
S419	Vehicle speed sensor
S421	Exhaust gas recirculation differential pressure sensor
S425	Engine cooling fan speed sensor

S47	Intake air temperature and pressure sensor
S489	Exhaust gas recirculation temperature sensor
S50	Boost pressure and temperature sensor
S51	Exhaust gas pressure sensor
S529	Ammonia probe
S55	Oil pressure sensor
S6	Accelerator dual potentiometer
S623	Particulate filter exhaust gas differential pressure and downstream pressure sensor
S626	Oxidation catalyst exhaust gas temperature sensor module
S654	Reducing additive level and quality, temperature sensor module
S68	Coolant temperature sensor
S737	NOx sensor upstream of the SCR catalyst
S738	NOx sensor downstream of the SCR catalyst
S742	External accelerator potentiometer
S833	SCR catalyst exhaust gas temperature sensor module
S85	Crankcase oil vapor pressure sensor
V149	Additive tank heating solenoid valve
V21	High pressure fuel metering solenoid valve
V598	Reducing additive dosing module solenoid valve
V86	Engine brake solenoid valve
X0	Interconnection plug
X1	Diagnostic socket
X146-1	Injection wiring connector
X146-2	Injection wiring connector
X146-3	Injection wiring connector
X69	Connector J1939
Z1-1	Terminating resistor
Z1-2	Terminating resistor
Z1-3	Terminating resistor

Heavy & Medium Duty/FREIGHTLINER/Cummins/---//CMMNS/
Cummins/ISL/9/-/CM2350



Control unit side connector pinout

A = 96 (J1)

B = 96 (J2)