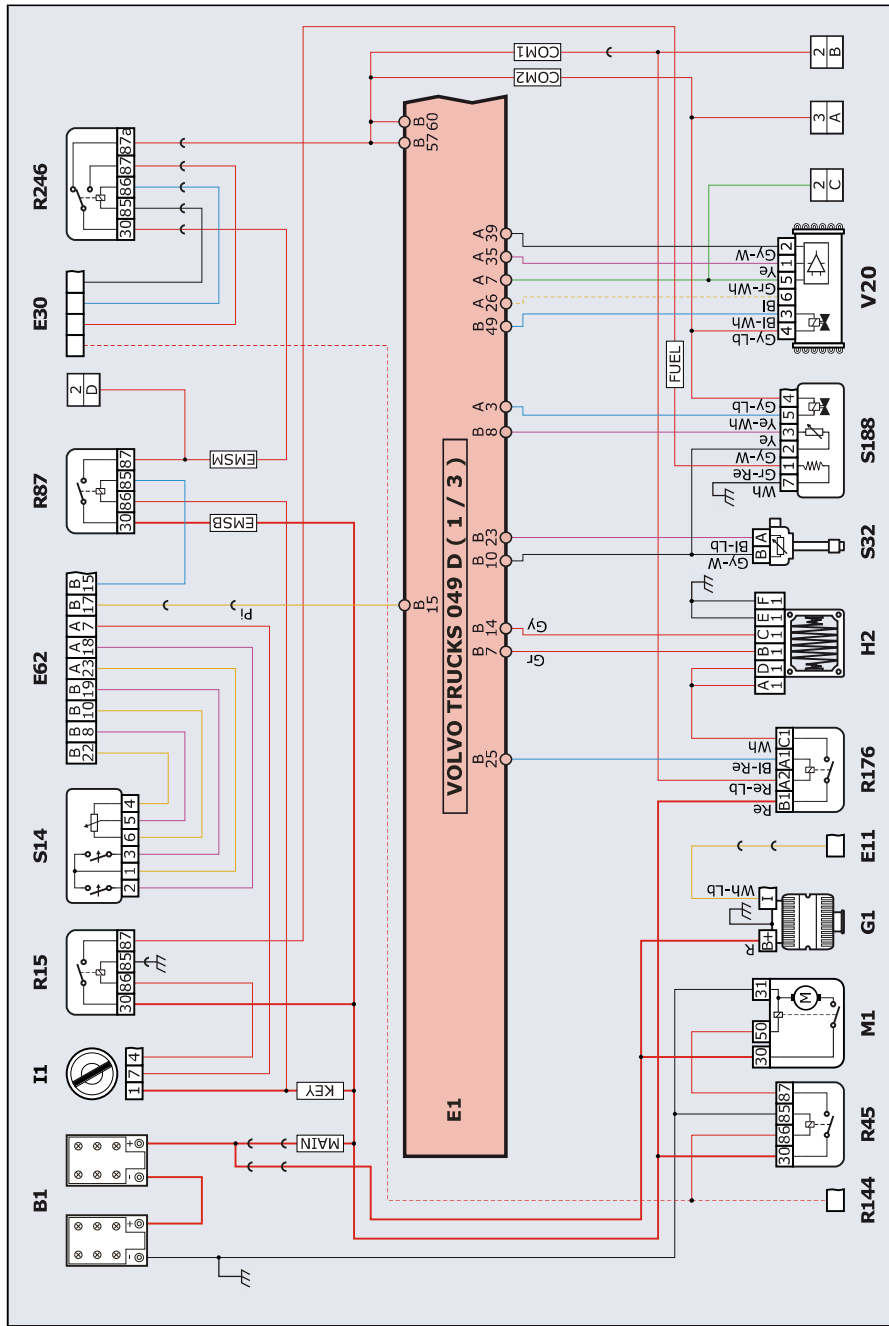
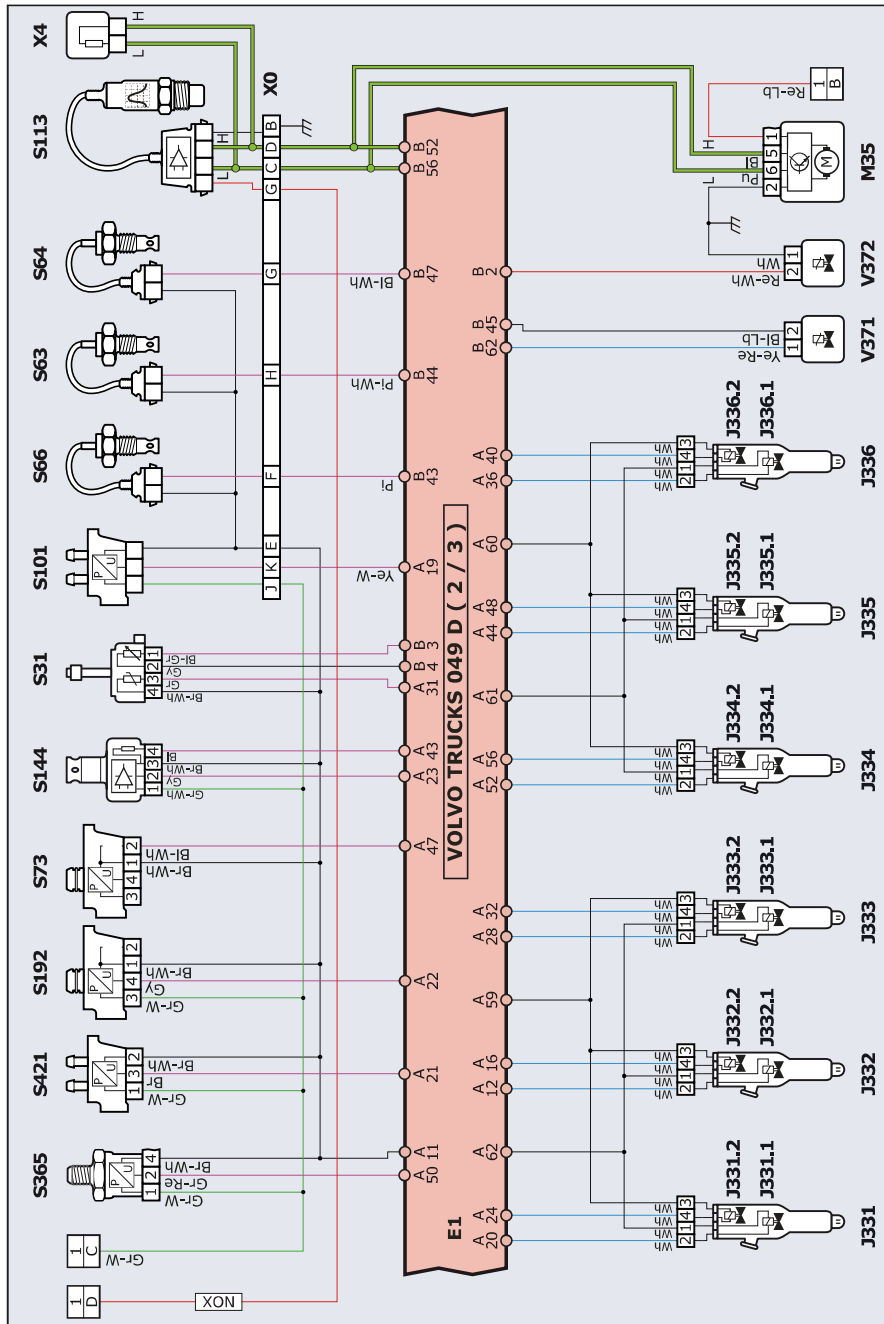


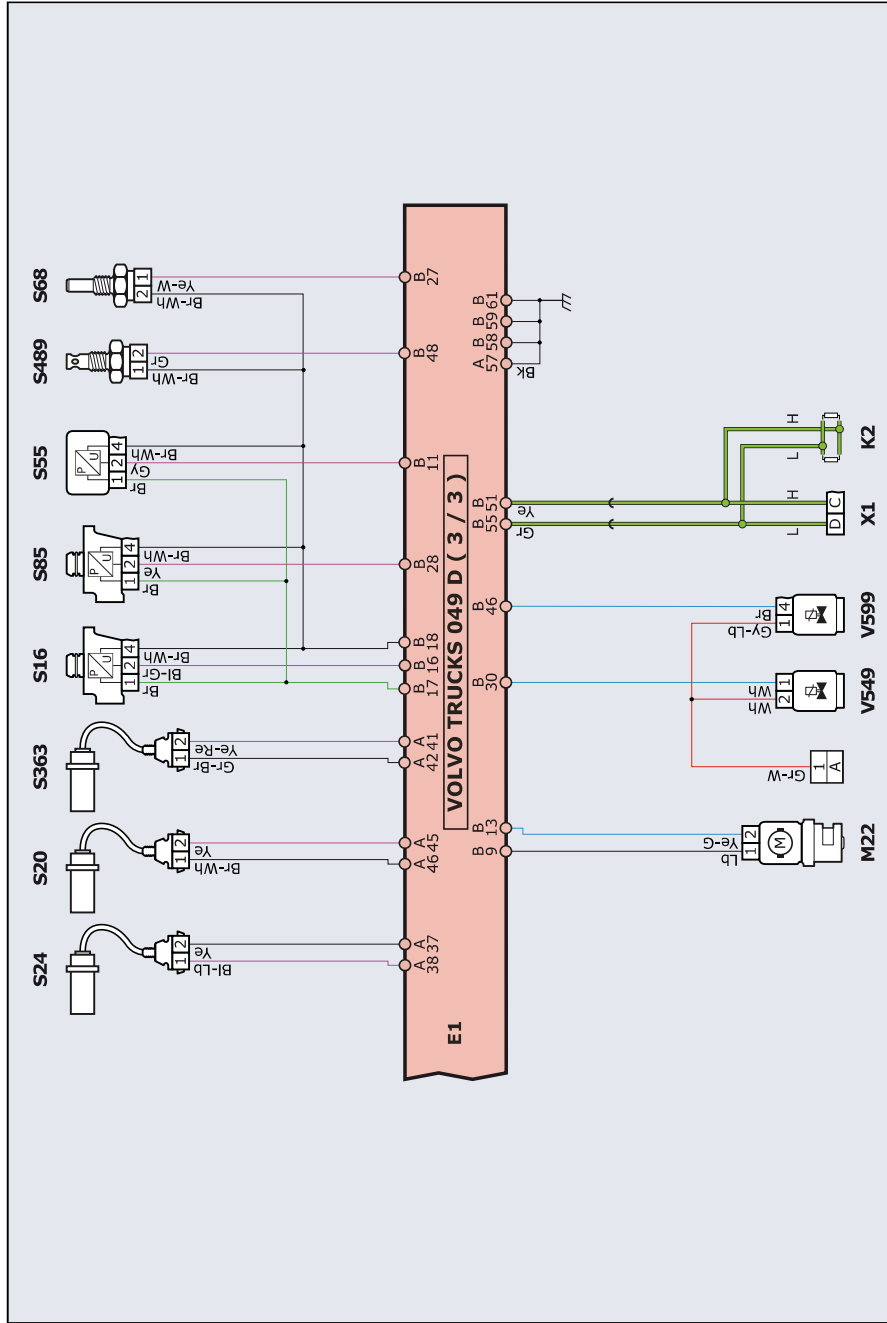
Heavy & Medium Duty/VOLVO TRUCKS/Volvo/Vehicles with DEUTSCH 9 PIN connector//VOLVO/  
Volvo/EDC/UIS/PDE/-/EPA07, with Ultrashift automatic transmission



Heavy & Medium Duty/VOLVO TRUCKS/Volvo/Vehicles with DEUTSCH 9 PIN connector//VOLVO/  
Volvo/EDC/UIS/PDE/-/EPA07, with Ultrashift automatic transmission



Heavy & Medium Duty/VOLVO TRUCKS/Volvo/Vehicles with DEUTSCH 9 PIN connector//VOLVO/  
Volvo/EDC/UIS/PDE/-/EPA07, with Ultrashift automatic transmission



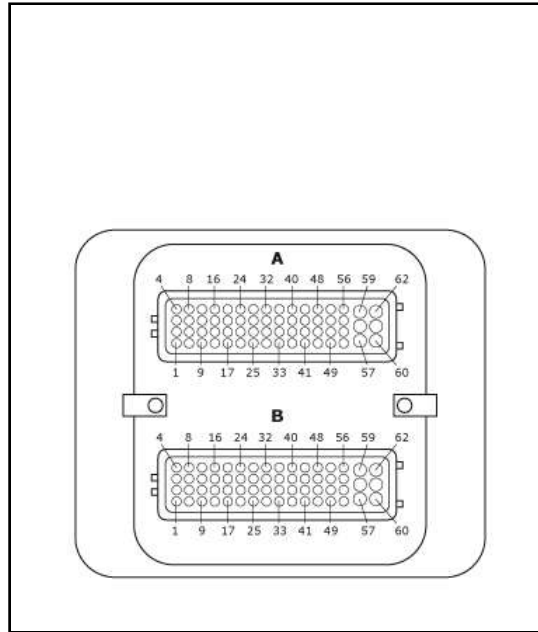
**Heavy & Medium Duty/VOLVO TRUCKS/Volvo/Vehicles with DEUTSCH 9 PIN connector//VOLVO/  
Volvo/EDC/UIS/PDE/-/EPA07, with Ultrashift automatic transmission**

**Component list**

B1	Starting battery
COM1	15 A fuse
COM2	15 A fuse
E1	Engine management control unit
E11	Instrument panel control unit
E30	Clutchless manual transmission ECU
E62	Engine-vehicle control unit
EMSB	40 A fuse
EMSM	30 A fuse
FUEL	20 A fuse
G1	Alternator
H2	Grid heater
I1	Ignition Switch
J331	Cylinder 1 injector
J331.1	Cylinder 1 pressure amplifier solenoid valve
J331.2	Cylinder 1 injector needle solenoid valve
J332	Cylinder 2 injector
J332.1	Cylinder 2 pressure amplifier solenoid valve
J332.2	Cylinder 2 injector needle solenoid valve
J333	Cylinder 3 injector
J333.1	Cylinder 3 pressure amplifier solenoid valve
J333.2	Cylinder 3 injector needle solenoid valve
J334	Cylinder 4 injector
J334.1	Cylinder 4 pressure amplifier solenoid valve
J334.2	Cylinder 4 injector needle solenoid valve
J335	Cylinder 5 injector
J335.1	Cylinder 5 pressure amplifier solenoid valve
J335.2	Cylinder 5 injector needle solenoid valve
J336	Cylinder 6 injector
J336.1	Cylinder 6 pressure amplifier solenoid valve
J336.2	Cylinder 6 injector needle solenoid valve
K2	High speed CAN line
KEY	30 A fuse
M1	Starter motor
M22	Rotary EGR valve motor
M35	Variable geometry turbine adjustment motor module
MAIN	150 A fuse
NOX	15 A fuse
PS	The dotted connections may not be present
R144	Neutral position relay
R15	Terminal 15 relay
R176	Grid heater relay
R246	Emergency stop relay

R45	Starter motor relay
R87	Main relay
S101	Particulate filter exhaust gas differential pressure sensor
S113	NOx sensor
S14	Accelerator pedal potentiometer with idle switch and kick-down
S144	Intake air humidity and temperature sensor
S16	Low pressure fuel sensor
S188	Water drain solenoid valve and fuel heater, water-in fuel sensor assembly
S192	Boost pressure sensor
S20	Inductive phase sensor
S24	Inductive RPM sensor
S31	Oil level and temperature sensor
S32	Coolant level sensor
S363	Turbine speed sensor
S365	Particulate filter meter fuel input pressure sensor
S421	Exhaust gas recirculation differential pressure sensor
S489	Exhaust gas recirculation temperature sensor
S55	Oil pressure sensor
S63	Upstream exhaust gas temperature sensor of the catalyst
S64	Exhaust gas temperature sensor upstream of the particulate filter
S66	Downstream exhaust gas temperature sensor of the catalyst
S68	Coolant temperature sensor
S73	Boost temperature sensor
S85	Crankcase oil vapor pressure sensor
V20	Engine cooling fan control solenoid valve with Hall speed sensor
V371	Particulate filter fuel meter solenoid valve
V372	Particulate filter fuel cut-off solenoid valve
V549	Engine brake relief solenoid valve
V599	Engine brake compressed air pressure control solenoid valve
X1	Diagnostic socket
X4	Termination resistance connector

**Heavy & Medium Duty/VOLVO TRUCKS/Volvo/Vehicles with DEUTSCH 9 PIN connector//VOLVO/  
Volvo/EDC/UIS/PDE/-/EPA07, with Ultrashift automatic transmission**



Control unit side connector pinout

A = 62

B = 62